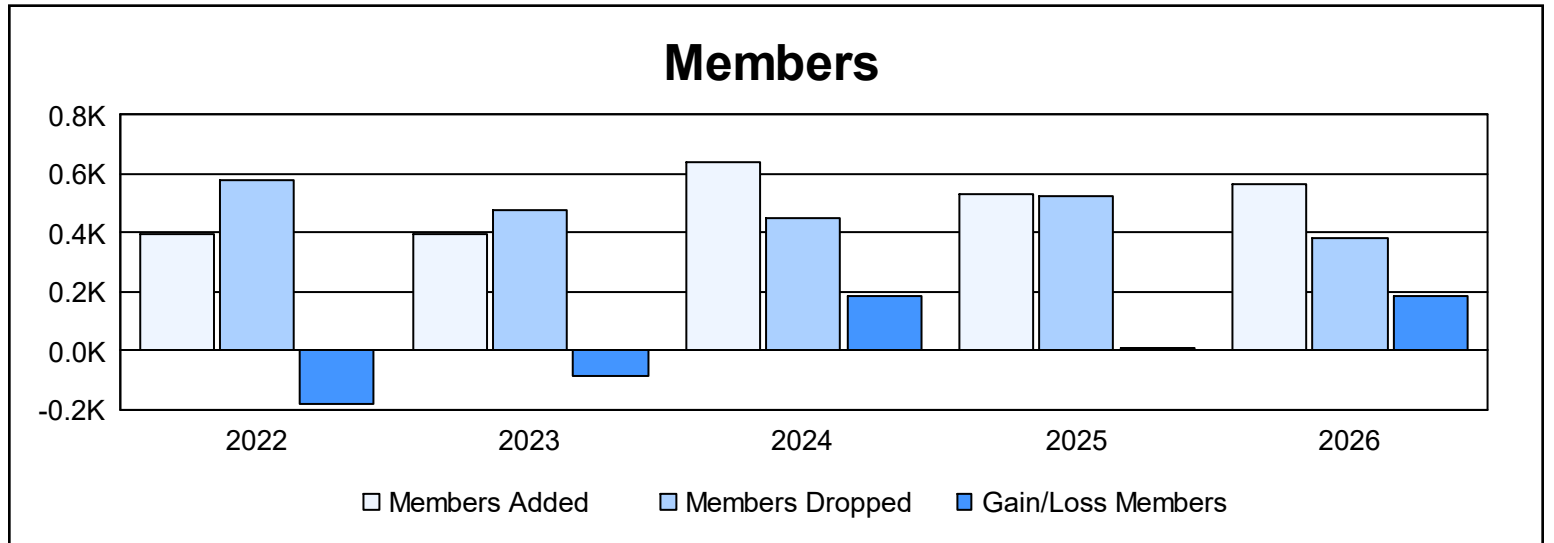
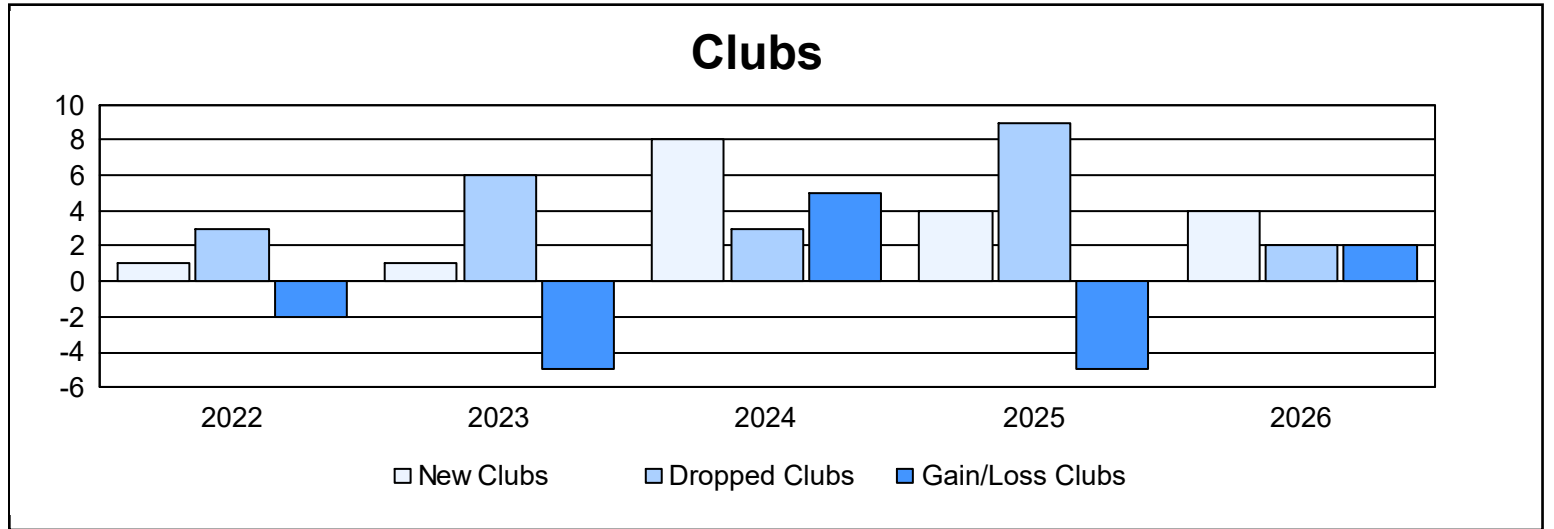
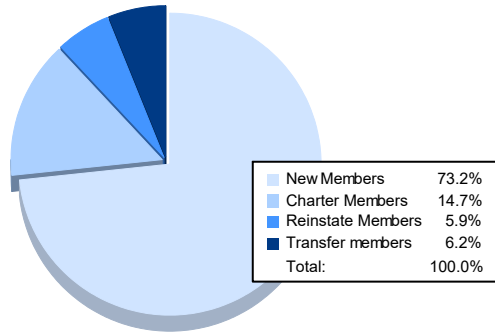


Year	New Clubs	Dropped Clubs	Gain/ Loss Clubs	New Members	Charter Members	Reinstate Members	Transfer Members	Total Member Added	Total Members Dropped	Gain/ Loss Members
2021-2022	1	3	-2	282	36	42	38	398	578	-180
2022-2023	1	6	-5	309	31	27	30	397	480	-83
2023-2024	8	3	5	380	166	52	39	637	451	186
2024-2025	4	9	-5	348	90	44	53	535	523	12
2025-2026	4	2	2	413	83	33	35	564	380	184
<b>Average</b>	<b>4</b>	<b>5</b>	<b>-1</b>	<b>346</b>	<b>81</b>	<b>40</b>	<b>39</b>	<b>506</b>	<b>482</b>	<b>24</b>



### Membership Composition April 2026 Cumulative



### Gender Composition April 2026 Cumulative

